



**classic**  
architectural group



**For Every Step**

## **SLIP REPORT INFORMATION**

3M

# **Conformable Tape – Black & Yellow**

Anti-slip Self-adhesive Tape

For your information regarding Slip Resistance Requirement for stairs and landings and ramps, the requirement for slip resistance of stairs and landings can be found in both Australian Standard AS4586, and HB 198:2014 'Guide to the specification and testing of slip resistance of pedestrian surfaces' Table 3A as follows:

"Stair treads and Stairway landings, and Ramps in buildings covered by NCC Volumes One and Two"

...Dry Stair tread, a stair non-skid nosing strip and a stairway landing; Ramps not steeper than 1:14 gradient (when dry) - The suggested minimum Wet Pendulum result is **Class P3**

...Wet Stair tread, a stair non-skid nosing strip and a stairway landing; Ramps not steeper than 1:14 gradient (when wet) - The suggested minimum Wet Pendulum result is **Class P4**

For further information, please also find a link to our 'White Paper' containing some explanatory information pertaining to Slip Resistance, and covering off the details for the requirements of the [NCC 2022 Building Code of Australia and AS 4586.2013 – Slip Resistance classification of new pedestrian surface materials](#).

For the **Classic Tredfx Conformable Tape** product, the slip test properties are:

- Reported SRV: 78
- Class: **P5**

This is the slip test report for the gritted insert itself, as this is the trafficable surface.

A copy of the Slip Test report is on the following pages.


This insert product as tested 'virgin-off-the-roll' achieves a 'P5' classification (under the Class 2013 Standard) i.e. the contribution of the product's surface as *new*; to the risk of slipping when wet is deemed 'Very low'. This does not mean this product will still achieve this level of slip resistance after: a) being worn; b) becoming dirty; c) an extended period of time. It is imperative that correct maintenance procedures are followed.

Please also feel free to download a copy of any of our [Product Data Sheets](#) from the website.


*Please note Classic Architectural Group are not licensed Building Surveyors or DDA Consultants, nor do we in any way purport to be. We strongly recommend that you have this product and NCC requirements verified by an accredited party that it is fit for its intended application before installation, including its longevity.*



**classic**  
architectural group



**For Every Step**



Floor Technician – Adrian Silva

## Wet Slip Resistance Test Report for Pedestrian Surfaces

**This Report has been prepared for:** 3M Australia.

**Contact:** Farhad Fatahi.

**Test Site Location:** 3M Innovation Centre Ryde.

**Test Date:** 23/05/2014

**Job Number:** W705

**Test conducted by:** Adrian Silva

**Standard Applied:** AS 4586-2013, Appendix A- Table 2.

**Rubber Slider Type:** Four S (Slider 96)  
And conditioned with grade P400 sandpaper, and then passing over 3M 261x Imperial Lapping film grade 3MIC as per Standard.

### **Rubber Slider Conditioning Swings-**

**Swing 1:** 84 **Swing 2:** 84 **Swing 3:** 84.

**Fixed or Unfixed Surface:** fixed


**Nature/purpose of Test:** Testing of 3M™ Safety-Walk Comformable tape.

**Identification of area:** Installed on the floor at the Lab.

**Description and condition of Surface:** Approx. 1 m length by 20 cm wide, tape with aggregate.

**Topography of surface:** Gritty surface.

**Direction of test with respect to directionality of surface characteristics:** Testing was conducted to reflect *Pedestrian traffic*, and trying to pick weak areas of the floor in terms of slip resistance.



**Slopes:** Nil

**Cleaning for the purpose of testing:** Water/rag.

**Start Time:** 17:20 pm

**Maintenance cleaning carried out:** Unknown.

**Temperature on the day:** 23° Celsius, 69% Humidity. Overcast.

**Notes:**

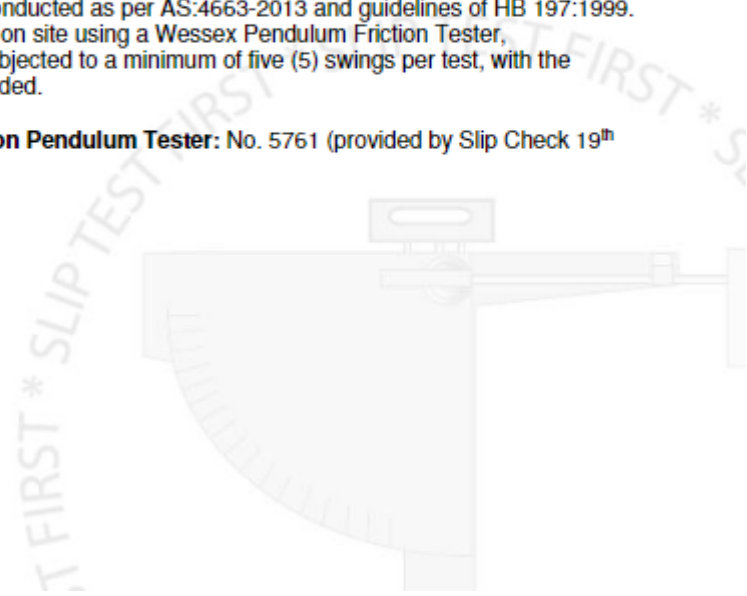
1. The areas tested were carried out onsite using a Wessex Pendulum Friction Tester (ID No.: SK1712, Calibration Certificate. No. R 5761, provided by Slip Check. Conditioned with Grade P400 paper).
2. Slip Test First assumes no responsibility or Civil Liability for any actions whatsoever that may arise as a result of the and the publication and issue of this test report.
3. Slip Test reports always remain the property of Slip Test First. The slip test report is intended for viewing solely for the named recipient identified above as having been prepared for. This report contains privileged and confidential information. The unauthorized reproduction of this report is prohibited.
4. While Slip Test First takes care in preparing the reports it provides to clients, it does not warrant the information in this particular report will be free of errors or omissions or that it will be suitable for the client's purposes.
5. Please be advice the Slip Test Report sent out to you always remains the property of Slip Test First and there for as such cannot be used without our consent and/or permission. And this will not be given until payment is finalized


+ Table 1 in AS/NZS 4663 estimates the contribution of the floor surface only, to an occurrence of a slip under wet conditions (see attached guidelines).

**Procedure:**

Test were done observing and conducted as per AS:4663-2013 and guidelines of HB 197:1999. The area tested were carried out on site using a Wessex Pendulum Friction Tester, (ID No.SK1712)Each test was subjected to a minimum of five (5) swings per test, with the measurement results being recorded.

**Calibration Certificate of Friction Pendulum Tester:** No. 5761 (provided by Slip Check 19<sup>th</sup> September, 2013).






Samples tested: 3M™ Safety-walk Conformable Tape (Black and yellow).

Sample Tested	Slip Resistance Results					Slope	Cleaning Type	Floor Type	Coating	British Pendulum Number
1. Test area 1 Pic.1	77	77	78	77	77	NIL	NIL	Coated tape product	Anti-slip	77 BPN
2. Test Area 2 Pic.2	80	80	78	78	78	" "	As Above	As Above	As Above	78 BPN
3. Test Area 3 Pic.3	81	79	78	78	78	" "	As Above	As Above	As Above	78 BPN
4. Test Area 4 Pic.4	79	78	77	77	77	" "	As Above	As Above	As Above	77 BPN
5. Test Area 5 Pic.5	80	80	78	78	78	" "	As Above	As Above	As Above	78 BPN


**Mean British Pendulum Number: 78 BPN**

**20% Standard Deviation of MBPN: 15 BPN**

**Notional Contribution of the floor surface to the RISK of SLIPPING when wet: VERY LOW**



SLIP TEST FIRST




Pic 1



Pic 2




Pic 3



Pic 4



Pic 4.



Floor Technician – Adrian Silva

### Remarks:

#### Testing of 3M™ Safety-Walk Conformable Tape (Black):

The tested surfaces achieved a mean average of **78 BPN**. **Table 2 of AS 4586-2013**; '*Classification of Pedestrian Surface Materials According to the AS 4586 Wet Pendulum Test*', the surfaces achieve a **P5 Classification**.

The tape would be applicable in areas where the minimum requirements necessary are as per **HB 197**, '*An Introductory Guide to the Slip Resistance of Pedestrian Surface Materials*', under **Table 3**, '*Pedestrian Flooring Guide- Minimum Pendulum or Ramp Recommendations for Specific Locations*', The minimum requirement for these specific location call for a **V Pendulum Classification, R 11 Ramp Classification**. Then taking these classifications and cross referencing with **Table 2**, we see that **54 BPN** or above is necessary.

\*As per AS 4586-2013 , and AS 4663-2013 , Slip Resistant Value or **SRV** is taken to mean the Mean **BPN** value that has been tested and calculated in accordance with **Appendix A** whether on a level or sloped surface.